

CRRAFT

Adam, Eve and Me

Adam, Eve and Me Necklace

This craft reminds the children that God created them as well as Adam and Eve. It will also remind them that God made each of them very special and unique.

Materials

For each child:

- 1 piece of card stock
- 1 piece of aluminum foil, 5"
- 1 piece of heavy yarn, 20"
- washable markers

For the teacher:

- glue stick
- tape
- hole punch
- scissors

Reproducible Pages:

- Page C, 1 copy for the teacher

Preparation

1. Cut out the stencils from the copies of Reproducible Page C.
2. Trace both stencils onto the card stock and cut them out for each child.
3. Near the bottom of the larger circles write, "God Created Adam, Eve and Me."
4. Cover the smaller circles with aluminum foil. This represents a mirror.
5. Join the two different sized circles at the tops and punch a hole through them. See Figure A
6. Make a model of the necklace following the instructions.

God's Creation

Lesson 2

Instructions

1. When children arrive, show them the model and ask: *Who can tell me the name of the first man and woman that God created?* Point to the figures of Adam and Eve on the necklace and say: *That's right! And God made you, too! Our craft today will remind you that you are special because God made you.*
2. Give the children their large and small circles. Have them write their names on the back of the large circles.
3. Read the scripture aloud to them and remind them of the lesson theme.
4. Have them draw pictures of Adam and Eve on the front of their large circles. See Figure B.
5. Give the children the yarn. Have them each thread the yarn through the hole in the small circles and then through the hole in the large circles. See Figure C. Help them tie the ends of the yarn together to finish the necklaces.

Conclusion

Talk to the children about who they drew on their necklaces. Remind them of the memory verse. Explain that God also created them. *God also made Adam, Eve and Me. Here's the picture of Adam and Eve that you drew. What a beautiful job! Where's the picture of you? Oh here you are, in the mirror.*

Teacher Tips

Be sure to emphasize to the children that the mirror reflects a "picture" of them.

CRAFT

Adam, Eve and Me

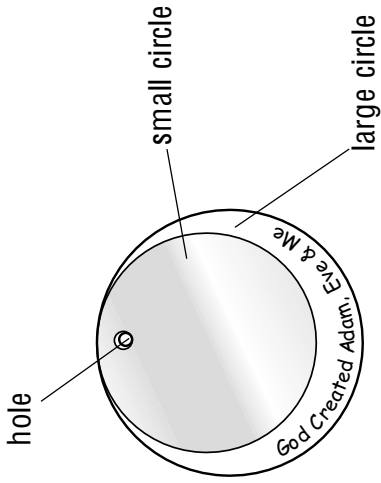


Figure A

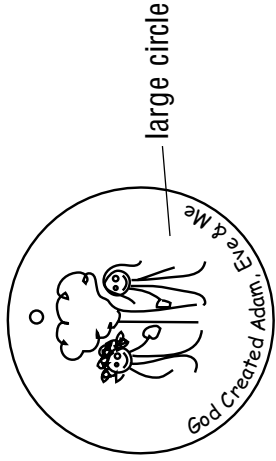


Figure B

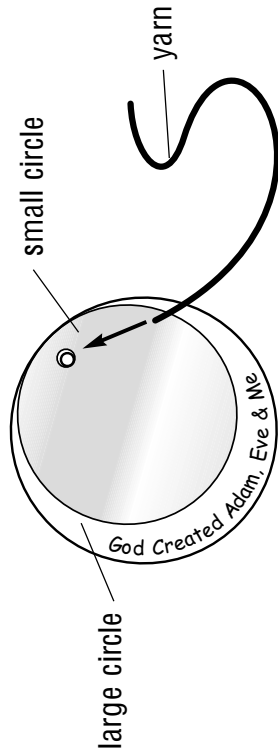


Figure C





Figure D

Core/Craft
1 copy for the teacher


God's Creation

Lesson 2

Discipleship Publications
Page 2



large circle stencil



small circle stencil