


Bible Memory Verse

"Give yourselves completely to God.
Stand against the devil, and the devil will
run from you"

James 4:7 (NCV).

Draw a picture of a child who is tempted to do wrong. How can this child do the right thing?



Answer from page 2.

"It is written in the Scriptures, 'A person does not live by eating only bread, but by everything God says'"
Matthew 4:4 (NCV).

4

Answers from page 3.

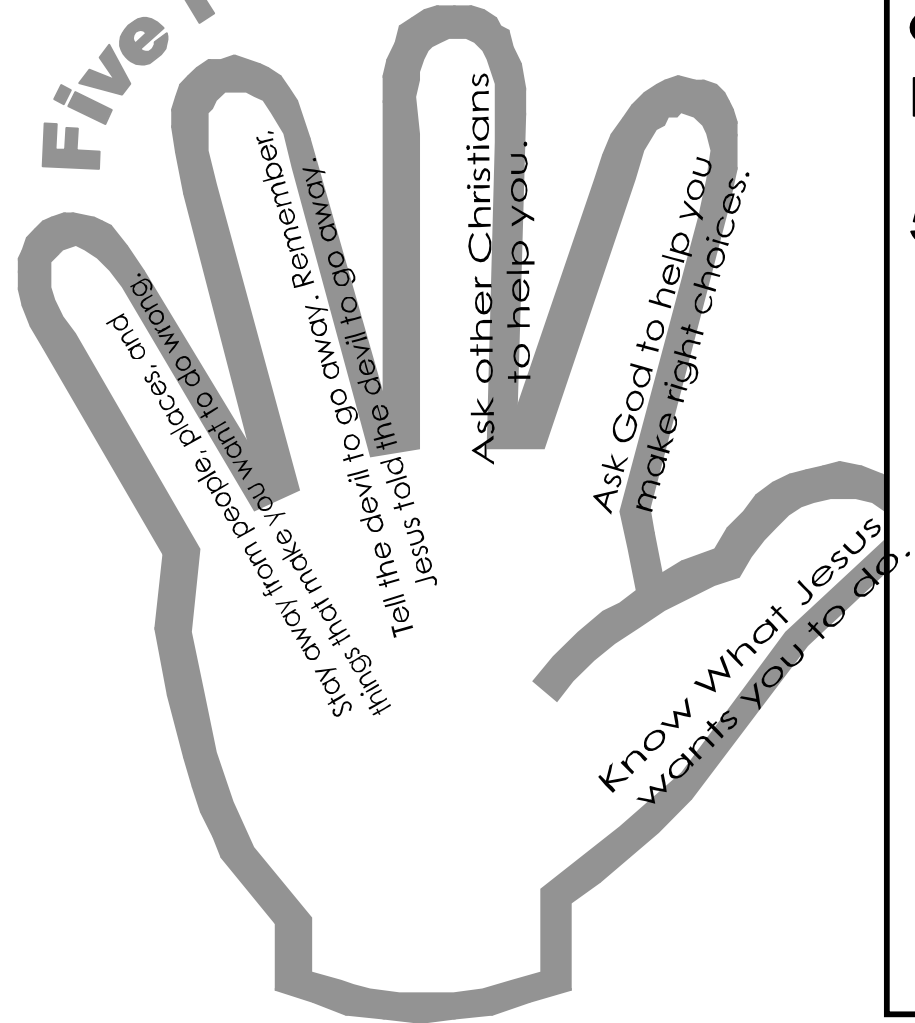
"It also says in the Scriptures, 'Do not test the Lord your God'" Matthew 4:7 (NCV).
"Go away from me, Satan! It is written in the Scriptures, 'You must worship the Lord your God and serve only him'" Matthew 4:10 NCV.

Do the Right Thing

God will help you do the right thing. Use these ideas to help you stay away from temptation.



Five Fingers



5 505507

Jesus Was Tempted


Jesus went to the desert to pray and spend time with God. He did not eat anything for forty days. The devil came and tempted Jesus. The devil tried to get Jesus to do wrong. Every time Jesus was tempted, He made the right choice. He used verses from the Bible to make the devil go away.



Jesus was tempted to turn rocks into bread. What did Jesus say to the devil? Read Matthew 4:4 in your Bible or find the answer on the next page.

2

Jesus was tempted to jump off the Temple and let the angels catch Him. What did Jesus say to the devil? Read Matthew 4:7 in your Bible or find the answer on the next page.



The devil tempted Jesus. He told Jesus He could rule all nations if He would bow down to him. What did Jesus say to the devil? Read Matthew 4:10 in your Bible or find the answer on the next page.

3

Jesus Was Tempted

5 Do the Right Thing

Scripture

Matthew 4:1-11; James 4:7

Memory Verse

“Give yourselves completely to God. Stand against the devil, and the devil will run from you,”

James 4:7 (NCV).

Bible Truth

Jesus will help us do what is right.

Important Words

Temptation—Anything that causes us to think about disobeying God.

Scripture—The Bible, God’s Word.

Teacher Bible Study

Choosing to do right is important for followers of Jesus. We have been forgiven of those things we did wrong (sin). Now, we want to do what is right. We want to be the kind of people Jesus expects us to be and to act the way He wants us to act.

When we think about disobeying God, that is called temptation. Even though we might be tempted to do wrong, the Bible shows us we can do what is right. In Matthew 4:1-11, we learn how Jesus was tempted. The story tells us Jesus was tempted by the devil to do wrong. Each time Jesus was tempted, He told the devil to go away. Each time, He used verses from the Bible to tell the devil the right thing to do. Each time, Jesus did what is right.

Sometimes, new Christians think they have done wrong when they are tempted.

Temptation is not the same thing as sin. Temptation is anything that causes us to think about disobeying God. Sin is choosing not to do what we know God wants. Sin is disobeying God. Sin is knowing what God wants, but choosing not to do it.

This lesson will help the children learn how to stay away from doing wrong. Even when they are tempted, Jesus will help them do what is right.

Teacher Help. Don't teach in a hurry. You may take more than one class time to teach the lesson.

Begin the Lesson

Choose the activities you need to begin the lesson. Use as many as you need. You do not have to use them all.

I Wish

Gather the children in a circle. Start the game by saying, "I wish I could go . . ." and name a place you would like to go. Go around the circle, have the children say the sentence, and name a place they would like to go.

Go around the circle a second time and finish this sentence: "I wish I could have . . ." Name something you would like to have. Each time you go around the circle, change the sentence. Here are some ideas.

I wish I was . . . (tall, older)

I wish I could meet . . . (name someone you would like to meet).

I wish I could . . . (name something you wish you could do).

Say, **These are things we wish would happen. They may happen someday, but right now they are just wishes. Today, we will learn about two things that seem to be the same. But, they are different. These two things are temptation and sin. We will learn how to choose to do what is right.**

The Right Way

YOU NEED an area to run a race.

Set up a race. Set up a place to start the race and a place to finish the race. Make two ways to run the race. One way should be short and easy to use. The other way should be longer and harder to use. Children who go the longer way must run around trees or rocks or buildings before they come back to the shorter way. Let runners choose the way they want to run to the finish line without seeing the path they will follow.

Ask, **Which way was the best way to run?** (The short, easy way) **Why was this the best way?** (It was faster. It was easier.) Say, **Following God is like running a race. God provides a way for us to live. He wants us to do what is right. Some people do not want to live the way God wants. This is like choosing the harder way. They must choose God's way to live as His children.**

God will help us do right. We can learn to do right by reading the Bible. We can learn to do right by talking to other Christians.

The Bible Lesson

Choose the activities you need to teach the Bible Lesson. You do not have to use them all. But be sure to tell the Bible story.

Shout It Out

YOU NEED paper and a marker or crayon.

Use this activity to help the children understand the meaning of temptation and sin.

Say, **Temptation is anything that causes us to think about disobeying God.** Have the children say this with you. Say, **Sin is choosing not to do what we know God wants. Sin is disobeying God.** Have the children say this with you.

Print the word “temptation” and its definition on paper. Leave out three or four words. Have the children shout out the missing words.

Print the word “sin” and its definition on paper. Leave out three or four words. Have the children shout out the missing words.

Ask for examples of things we might be tempted to do. (Say something that is not true, take something that doesn't belong to you, disobey your parents.) Say, **Temptation is not the same as sin. It is not wrong to be tempted. It is wrong to sin.**

The Bible Story

Jesus Was Tempted

One day, Jesus went into the desert. He went there to pray and spend time with God, His Father. He decided not to eat. He did not eat anything for 40 days. Then, the devil came to tempt Jesus.

First, the devil said, “Are you really the Son of God? If so, turn these rocks into bread.”

Now Jesus was very hungry, but He knew it would be wrong to do what the devil said. He told the devil to leave Him alone. Jesus said a verse from the Scriptures. “A person does not live by eating only bread, but by everything God says.”

Then, the devil took Jesus to the top of the Temple in Jerusalem. He told Jesus, “If you are really the Son of God, jump down. After all, the Scriptures say that the angels will take care of you. You are God’s Son. You will not be hurt.”

Again, Jesus told the devil to leave Him alone. He said a verse from Scripture. Jesus said, “The Scriptures say, ‘do not test the Lord your God.’”

Then, the devil took Jesus to a high mountain. He told Jesus He could rule over all the nations. To have this, the devil said Jesus would have to worship him.

Jesus told the devil to go away. “The Scriptures say, ‘You must worship the Lord your God and serve only him.’”

Finally, the devil left. He tried to tempt Jesus, but Jesus would not do wrong. He did not sin.

Matthew 4:1-11

Story Review

YOU NEED student sheet, pages 2 and 3; Bible

Ask, **Why was it wrong for Jesus to turn the rocks into bread?** (Because Jesus went to the desert to pray and not eat.) **Why was it wrong for Jesus to jump off the Temple?** (Jesus

knew He should not listen to the devil.) **Why was it wrong for Jesus to bow down and worship the devil?** (We are only to worship God.)

Have a child play the part of Jesus as you review the story. When you give each temptation, have the child give the answer Jesus gave. Give other children a chance to do this.

Say, **When Jesus was tempted, He used verses from the Bible. The Bible can help us know what God wants us to do. The Bible tells us what is right and wrong.** If you have the student sheet, use the Bible to help the children answer the questions. The answers are at the bottom of page 4 of the student sheet.

Five Fingers

YOU NEED student sheet, page 1

Have the children hold up one hand. Use the fingers on the hand to remember five ways God helps us when we are tempted. Point to a finger as you give each idea.

Point to the thumb and say, **Know what Jesus wants you to do.** Tell the children how to know what Jesus wants them to do. Say, **First, you must know God's Word. You should read the Bible and learn Bible verses. These verses will help you make the right choice, just as they helped Jesus.**

Point to the first finger and say, **Ask God to help you make right choices. Spend time each day praying to God. Ask Him to help you do what is right.**

Point to the second finger and say, **Ask other Christians to help you. It is important to talk to other Christians when you are tempted to do wrong. Other Christians can pray for you. They can tell you what helps them to do right.**

Point to the third finger and say, **Tell the devil to go away. Remember, Jesus told the devil to go away. Do not listen to temptation.**

Point to the fourth finger and say, **Stay away from people, places, and things that make you want to do wrong. Stay away from people who try to get you to do wrong things. Stay away from places where you should not go and away from things you should not do.**

Practice saying the five points using your fingers. If you have the student sheet, have the children point to each finger as you talk about it. Tell the children to let others know how God is helping them. Say, **When you let others know how God is helping you, it helps them.**

Yes or No

YOU NEED a large piece of paper and a marker or crayon.

Print the word “right” on the top left of your paper, and the word “wrong” on the top right of your paper. Draw a line down the middle of the paper.

Ask the children to name things that are wrong to do, and print these under the word “wrong.” Talk about why these things are wrong. Ask the children to name things that are right to do, and print these under the word “right.” Talk about why these things are right.

Say, **Sometimes we are tempted to do wrong things. We do not have to do wrong things. Jesus will help us do what is right.** Ask, **What can we do when we are tempted to do wrong?** (Pray, read the Bible, ask other Christians to help you)

Say, **I am going to say things from this list. I want you to shout out “yes” if what I say is the right thing to do. I want you to shout out “no” if what I say is the wrong thing to do.** Name things from both lists.

Make the Devil Run

YOU NEED a ball or stick.

Place the children in a circle. Have the children think of an action that is right to do or wrong to do. Give the first child a ball or stick. That child should say the action out loud. If the action is the right thing to do, everyone should say, "Yes!" If the action is the wrong thing to do, everyone should say, "No!" Have the child pass the ball or stick to the next child. Let each child take a turn.

If the children say different answers, stop and discuss the action. Help the children learn what is right and wrong.

Say the memory verse together. **"Give yourselves completely to God. Stand against the devil, and the devil will run from you" James 4:7 (NCV).** Say, **We can tell the devil to stay away when he tempts us to do wrong. We can say no! God will help us do what is right.**

End the Lesson

Choose the activities you need to end the lesson. Use as many as you need. You do not have to use them all.

Bible Memory Verse

YOU NEED student sheet, page 4 or paper; crayons or markers

Say the memory verse with the children. **"Give yourselves completely to God. Stand against the devil, and the devil will run from you" James 4:7 (NCV).** Use student sheet, page 4 or paper for the children to draw a child who is tempted to do wrong. As the children draw, talk

about their pictures. Ask the children to tell you about their pictures. Then ask, **How can this child do the right thing? Jesus wants us to make the right choice. God will help us do this.**

Prayer Circle

Have the children sit in a circle. Say, **Everyone is tempted. Everyone must choose between doing the right thing or doing the wrong thing.** Tell the children God will help them do the right thing. Let the children tell about the temptations they face. Pray and ask God to help them do the right thing.

Verses marked NCV are from The Holy Bible New Century Version (NCV). Copyright © 1987, 1988, 1991 by Word Publishing. All right reserved.